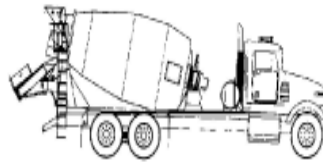


*Concrete Mixer Supply.com*



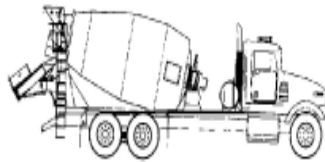
*Mixer Parts*

## **AIR COMPONENTS**

**Concrete Mixer Supply.Com**

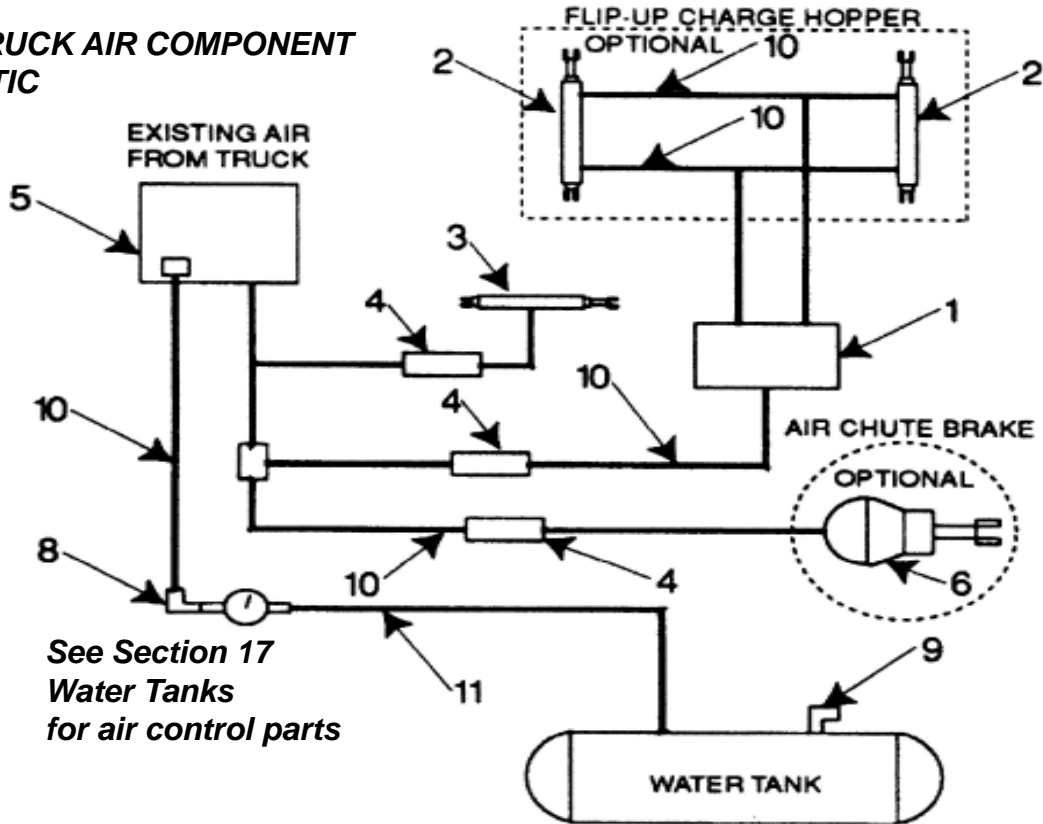
# **SECTION 1**

## ***Air Components***



## AIR COMPONENTS

MIXER TRUCK AIR COMPONENT SCHEMATIC



See Section 17  
Water Tanks  
for air control parts

Item #	CMS #	OEM Part#	Description of Part	Qty
1	CL 1000 A	43619140	MAC Hopper Lift Valve	1
1	CL 1016	060.85288	MTM Mac Hopper Lift Valve Assy	1
2	HOP 1019	16430	Hopper Lift Cylinder Brass 2" Bore x 8" St.1 or 2	1
2	HOP 1021	107616	Hopper Lift Cylinder 2-1/2 Bore x 8" Stroke	1
4	CL 1000	43682000	MAC Air Valve	1
4	CL 1015	060.85284	MTM Air Chute Lock Valve Assy	1
5	W 1027	0514000	Holdback Valve	1
6	CL 1003	400.183122	Air Brake Chamber T16	1
8	Air Control Assy	See	Water Tank Section Section 17	
9	W 1031	9252	Quick Exhaust Valve	1
10	SYN 006		3/8" DOT Air Line	
11	SYN 008		1/2" DOT Air Line	
12	W 1025		Adjustable Air Regulator	1
12	W 1026	43644000	Non-Adjustable Air Regulator	1

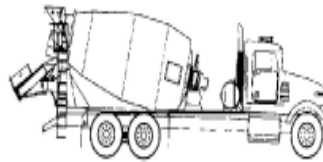
**Concrete Mixer Supply.com**

**HOP 1019 TL SMITH**

**BRASS HOPPER**


**LIFT CYLINDER**

**2" Bore x 8" Stroke**



**Mixer Parts**

**AIR COMPONENTS**



**MB-38614 LONDON**  
**HOPPER LIFT CYLINDER**  
**2-1/2" Bore x 8" Stroke**

**HOP 1021 McNEILUS**  
**MTM HOPPER LIFT CYLINDER**  
**2-1/2" Bore x 8" Stroke**



**CL 1000**  
**MAC AIR VALVE**

**CL1001**  
**3366000**

**Humphrey**  
**Air Valve**



**W 1031**  
**QUICK EXHAUST VALVE**



**CL 1003**  
**T16 AIR**  
**CHAMBER &**  
**CLEVIS**



**W 1025**  
**ADJUSTABLE AIR**  
**REGULATOR**

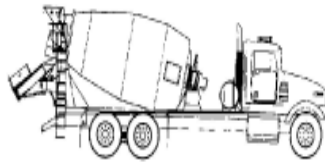
**W 1026**  
**NON ADJUSTABLE**  
**AIR REGULATOR**



**W 1027**  
**HOLDBACK VALVE**


**CL 1021**  
**MAC HOPPER**  
**LIFT VALVE**





### AIR COMPONENTS

*Back Mount*



W 1023A  
0-60 Air Gauge  
Back Mount  
W 1023B  
0-100 Air Gauge  
Back Mount

*Bottom Mount*



W 1023  
0-60 Air Gauge  
Bottom Mount  
W1023D  
0-100 Air Gauge  
Bottom Mount



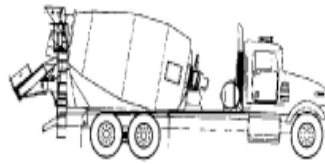
W 1022  
3 Way Valve 3/8 Port

W 1021  
3 Way Valve 1/4 Port

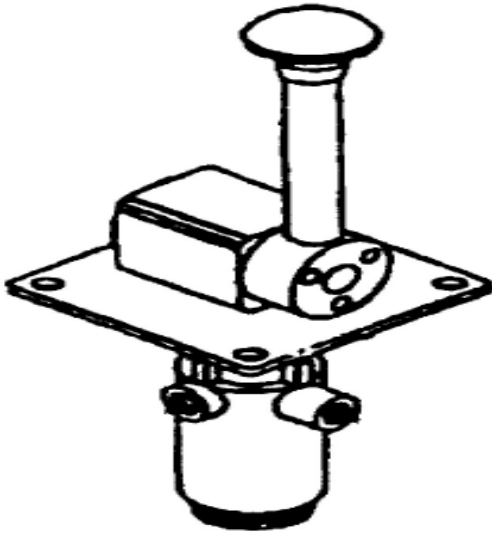
**CL1015**  
**McNeilus Chute Loc**  
**Mac Valve**  
**McNeilus # 060.85284**




**CL1016**  
**McNeilus Hopper Lift**  
**Mac Valve**  
**McNeilus # 060.85288**



## AIR COMPONENTS



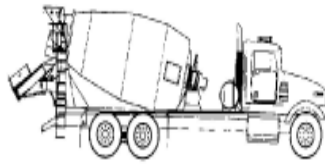
CON 2050  
HH-01023-000  
Air Control Valve



CON 2051  
HH-01022-000  
Air Control  
Cylinder




MA-40843  
London Air Chute  
Lock Valve  
Burkert



## AIR COMPONENTS

### McNEILUS AIR COMPONENTS



**1138152 MAC VALVE - CHUTE LOCK McNEILUS**

**1138153 MAC VALVE - CHARGE HOPPER McNEILUS**

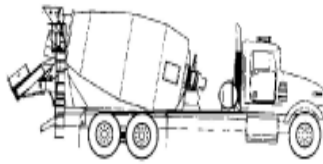
**1138154 MAC VALVE - AUXILARY AXLE VALVE McNEILUS**

**9860.620723 GAUGE - AIR PRESSURE McNEILUS**

**1138155 REGULATOR - AIR MANIFOLD McNEILUS**



*Concrete Mixer Supply.com*



*Mixer Parts*

## **AIR COMPONENTS**

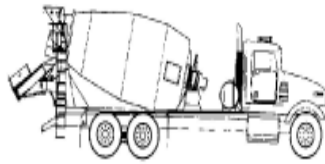
***CL1015  
McNeilus Chute Lock  
Mac Valve  
McNeilus # 060.85284***



***www.concretemixersupply.com***  
1-7

***877-254-0715***

*Concrete Mixer Supply.com*



*Mixer Parts*

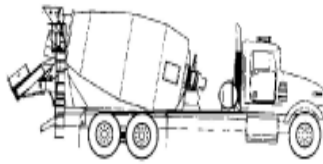
**AIR COMPONENTS**

***CL1016  
McNeilus Hopper Lift  
Mac Valve  
McNeilus # 060.85288***





Concrete Mixer Supply.com



Mixer Parts

**CL1001**

**AIR COMPONENTS**

**Humphrey Valve**

