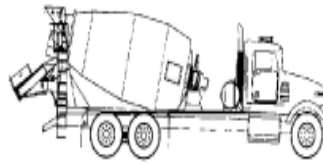


Concrete Mixer Supply.com



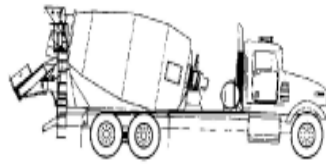
Mixer Parts

ACCESSORIES

Concrete Mixer Supply.Com

SECTION 2A

Accessories



ACCESSORIES

HANDY CHUTE & ELEPHANT TRUNK

CHC85
Handy Chute

CRB85
Elephant Trunk
5ft sections

CRB85-2.5
Elephant Trunk
2-1/2 ft sections



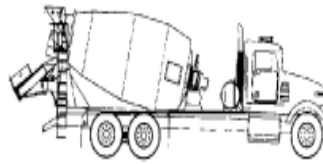
CHUTE SCRAPER



C1060
Chute Scraper with Handle



C1060A
Chute Scraper Handle



ACCESSORIES

BR1003
Whisk Broom



BR1000
Acid Brush 8" Head

BR1002
**Acid Brush 8" Head with
5ft wooden handle**

BR1000B
**Acid Brush
20" Handle**



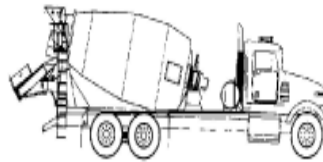
BR1000B
**Wooden Acid Brush Handle
5ft**



BR1000C
**Heavy Duty 6ft
Wooden Acid Brush
Handle**



BR1001
Plastic Brush Handle Tips



ACCESSORIES

SERIAL # TAGS

SP1000 SMITH

SP1001 McNEILUS

TRANSIT MIXER

SERIAL NUMBER

DRUM VOLUME CU. FT. CU. M.

N.R.M.C.A. RATED MIXER CAPACITY CU. YD. CU. M.

* AVERAGE AGITATOR CAPACITY

MIXING SPEED RANGE: 6 TO 18 R.P.M.
 AGITATING SPEED RANGE: 1 TO 6 R.P.M.

* THE AGITATOR CAPACITY OF INCLINED DRUM, OPEN END MIXERS WILL VARY AND IS GOVERNED BY DRUM AXIS ANGLE, SLUMP, DRUM SPEED, TRUCK CHASSIS SUSPENSION, ROAD GRADE AND OTHER VARIABLES.

WATER TANK CAPACITIES

MEASURING CAPACITY GAL. LITER

THIS MIXER COMPLIES WITH STANDARDS OF TRUCK MIXER MANUFACTURERS BUREAU

THIS MIXER IS COVERED BY ONE OR MORE OF THE FOLLOWING U.S. PATENTS AND/OR OTHER PATENTS PENDING.

2,254,639	2,386,820	2,562,965
2,257,161	2,380,285	2,567,729
2,267,801	2,374,912	2,265,751
2,717,769	2,454,940	2,265,752
2,763,674	RE190,85	DES.132,471
2,350,169	2,844,548	2,712,403
2,528,830	2,806,053	2,865,616
2,854,224	2,884,236	2,902,268
2,904,318	3,081,982	2,723,112

T.L. SMITH MACHINE
 SPRINGVILLE, NEW YORK, U.S.A.

MEMBER OF:
 TRUCK MIXER MANUFACTURERS BUREAU
 AFFILIATED WITH N.R.M.C.A. 860-2445-0028

CUBIC YARD

CUBIC METERS

MIXER MAXIMUM CAPACITY

SERIAL NUMBER

DRUM VOLUME CU. FT. CU. M.

MFR'S RATED MIX CAPACITY CU. YD. CU. M.

AVERAGE AGITATOR CAPACITY CU. YD. CU. M.

MIXING SPEED RANGE 6 TO 18 R.P.M.
 AGITATING SPEED RANGE 2 TO 6 R.P.M.
 *THE AGITATING CAPACITY OF INCLINED DRUM, OPEN END MIXERS WILL VARY AND IS GOVERNED BY DRUM AXIS ANGLE, SLUMP, DRUM SPEED, TRUCK CHASSIS SUSPENSION, ROAD GRADE AND OTHER VARIABLES.

WATER TANK CAPACITIES

MEASURING CAPACITY GALLONS

MEASURING CAPACITY LITRES

THE MANUFACTURER'S DATA PLATE AFFIXED TO THIS MIXER, INDICATING THE MIXER AND AGITATOR RATING OF THE DRUM, SPECIFIES THE PERFORMANCE OF A DRUM AS A MIXER OR AGITATOR ONLY. THE WEIGHT OF DIFFERENT MIXES MAY VARY.

DO NOT FILL THE MIXER DRUM WITH AN AMOUNT OF CONCRETE THAT WILL CAUSE THE GVWR OR GAWR OF THE TRUCK (AS SHOWN ON THE CERTIFICATION LABEL OF VEHICLE MANUFACTURER) TO BE EXCEEDED.

MANUFACTURED UNDER ONE OR MORE OF THE FOLLOWING PATENTS:
 PATENT NO. S-4,492,389 - 4,498,565

McNeilus

TRUCK AND MANUFACTURING, INC. PART NO. 0002

SP1002 REX

Rex 770

THIS IS A REX PRODUCT OF Rexworks, Inc.

SERIAL NUMBER

DRUM VOLUME

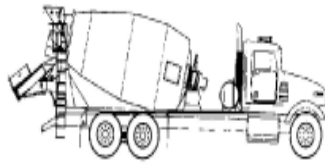
RATED AGITATOR CAPACITY

MIXING SPEED 6 - 18 RPM
 AGITATING SPEED 2 - 6 RPM
 RATE MIXING CAPACITY SEE NRMCA PLATE ON MIXER
 THE GAWR AND GVWR SHOWN ON THE CERTIFICATION PLATE ON VEHICLE MAY REDUCE THE MAXIMUM CARGO LOAD BELOW THIS VOLUMETRIC CAPACITY

MIXED CONCRETE AGITATOR CAPACITY RATING IS MAXIMUM ACTUAL AGITATOR CAPACITY WHICH IS DETERMINED BY THE TERRAIN OVER WHICH MIXER OPERATES. TYPE AND SLUMP OF CONCRETE TYPE OF MIXER THE GAWR AND / OR GVWR SHOWN ON THE CERTIFICATION PLATE OF THE VEHICLE.

PART NO. 102-30294-01

Concrete Mixer Supply.com



Mixer Parts

PHP13

ACCESSORIES

PORTABLE HYDRAULIC POWER UNIT

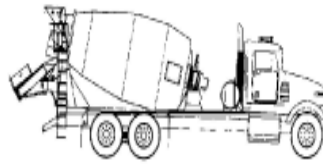
GOT A MIXER DOWN WITH A LOAD OF CONCRETE SETTING UP? IF YOU HAD THIS UNIT ON YOUR FLEET MECHANIC TRUCK - YOU COULD SAVE THAT LOAD OF CONCRETE OR AT LEAST THE MIXER DRUM. CALL FOR PRICING ON THE UNIT, HOSE KITS AND EQUIPMENT SPECIFICS



DON'T LET A PUMP FAILURE CAUSE YOU TO LOSE A DRUM TOO!

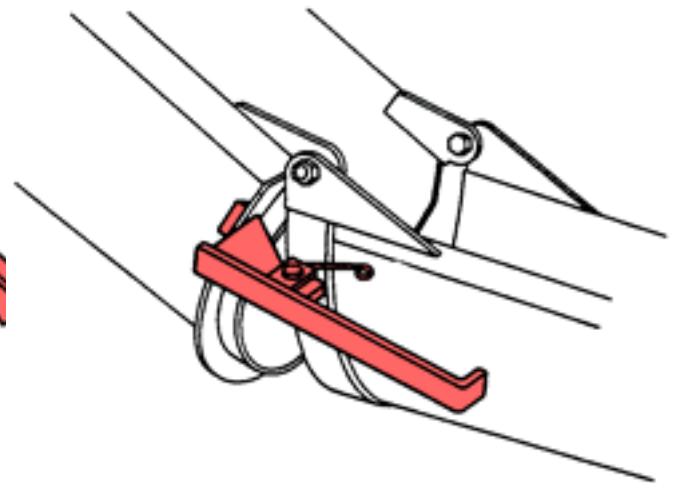
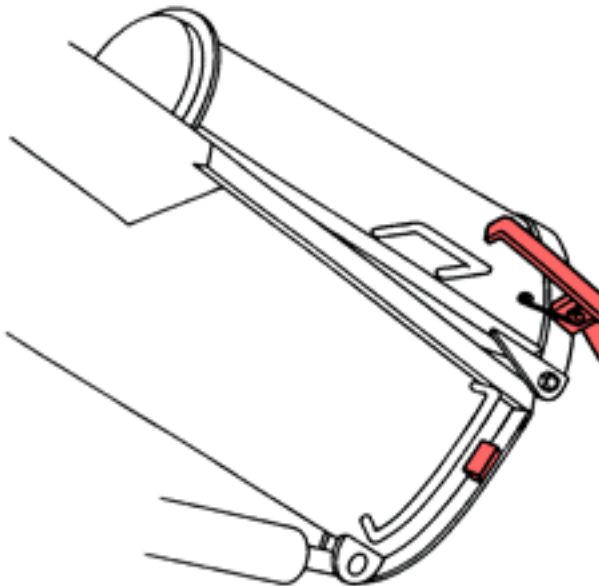
www.concretemixersupply.com

877-254-0715



ACCESSORIES

C1091 CHUTE STOP

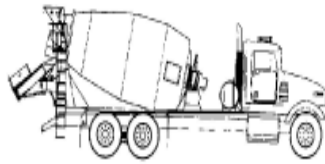


Chute Stop blocks the pinch point so the operators can safely clear their hands from the area. By depressing its lever, the Chute Stop will disengage allowing the foldover chute to drop into alignment. When the foldover chute is raised a short distance, the Chute Stop will spring back to safety position. Comes with installation instructions.

www.concretemixersupply.com

2A- 7

877-254-0715



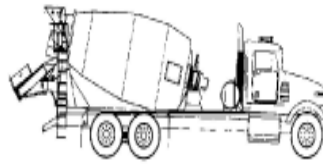
C1072 ACCESSORIES
CHUTE FUNNEL 16" STANDARD
C1072A
CHUTE FUNNEL 18" PAVER
C1073
FUNNEL SOCKS



MB-40973-02
BLACK MESH GREASE GUARD
25" wide x 11 Foot - 13foot and 16foot lengths



Concrete Mixer Supply.com



Mixer Parts

ACCESSORIES

SG1 STREET GUARD

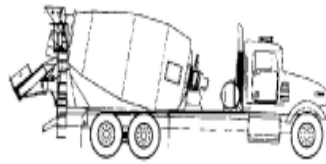


***Urathane Colors
Orange - Red - Blue and
Black - Frame is White***

www.concretemixersupply.com




2A- 9

877-254-0715

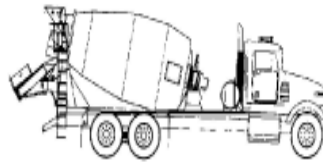


ACCESSORIES

SG1 STREET GUARD



Street Guard is safe and durable - low maintenance - easy to use - adjustable - stops spills at lights and inclines.



ACCESSORIES

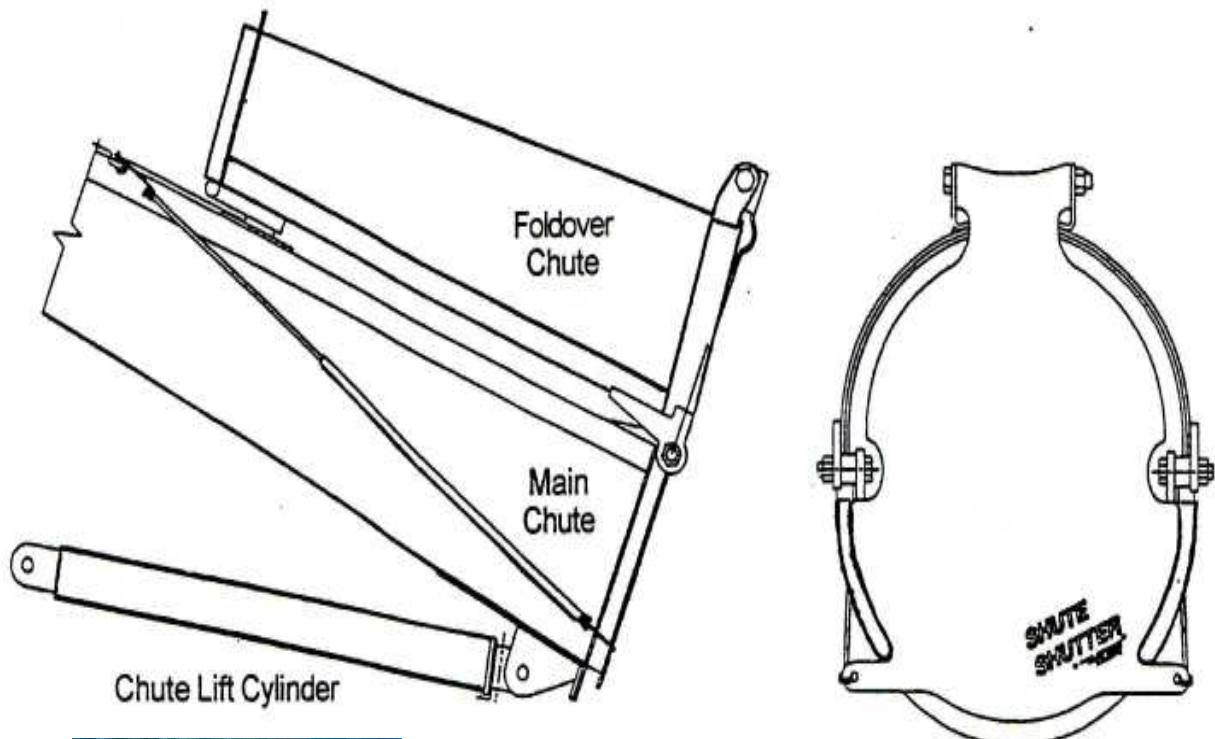
SS10000 McNEILUS SHUTE SHUTTER

SS10017 McNEILUS AUTO LOCK KIT

SS11800 OSHKOSH POWER FOLD SHUTTER KIT

SS11900 ADVANCE 2 SECTION MANUAL SHUTTER

SS11917 ADVANCE AUTO LOCK KIT



McNEILUS

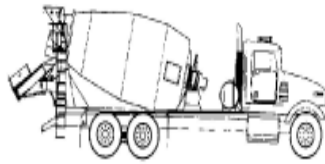


**OSHKOSH
POWER FOLD**



ADVANCE

Concrete Mixer Supply.com



Mixer Parts

ACCESSORIES
CF1000 CONCRETE BLOCK FORMS



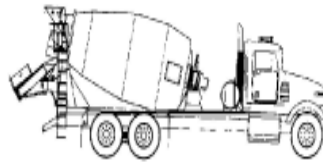
2' X 2' X 6' STRAIGHT



www.concretemixersupply.com

2A-12

877-254-0715

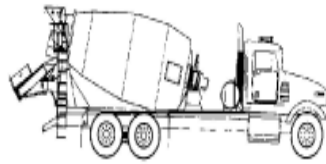


ACCESSORIES
CONCRETE BLOCK FORMS

Sizes Available:
2' x 2' x 2' Straight
2' x 2' x 3' Straight
2' x 2' x 4' Straight
2' x 2' x 6' Straight

Sizes Available:
2' x 2' x 4' Corner
2' x 2' x 5' Corner
2' x 2' x 4' T Block
2' x 2' x 5' T Block
Top Cap Form

Concrete Mixer Supply.com



Mixer Parts

ACCESSORIES

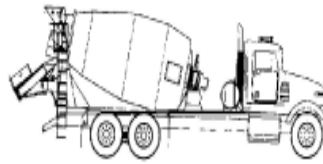
**CONCRETE
THERMOMETER**

\$89.00

**0-120 DEGREE
FEHRENHEIT**



Concrete Mixer Supply.com



Mixer Parts

ACCESSORIES

58237 THEAM FUNNEL

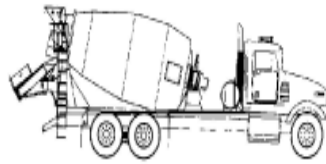


www.concretemixersupply.com

2A- 15

877-254-0715

Concrete Mixer Supply.com



Mixer Parts

ACCESSORIES



***C1072
CHUTE FUNNEL 16"
STANDARD***



www.concretemixersupply.com
2A-16

877-254-0715